


blank page

POISON
KEEP OUT OF REACH OF CHILDREN
READ SAFETY DIRECTIONS BEFORE OPENING OR USING

Apparent 

Right Hook 800

HERBICIDE


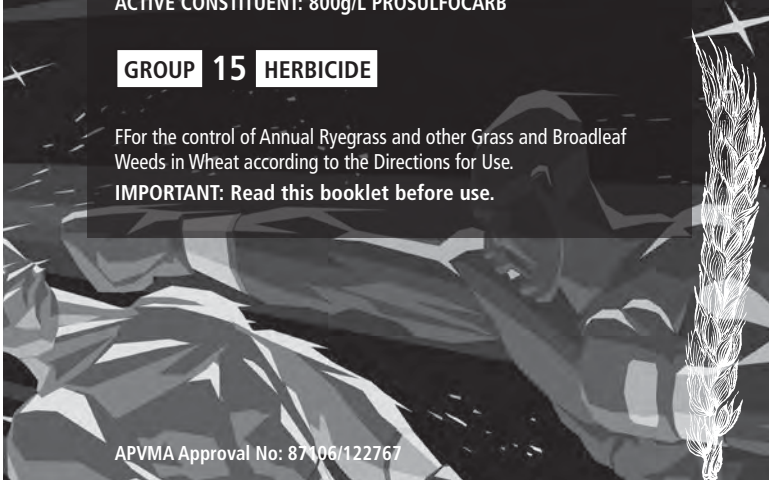
ACTIVE CONSTITUENT: 800g/L PROSULFOCARB

GROUP 15 HERBICIDE

For the control of Annual Ryegrass and other Grass and Broadleaf Weeds in Wheat according to the Directions for Use.
IMPORTANT: Read this booklet before use.

APVMA Approval No: 87106/122767

AIRR APPARENT PTY LTD
15/16 Princes Street, Newport NSW 2106
P 03 5820 8400 | E enquiries@apparentag.com.au | www.apparentag.com.au



DIRECTIONS FOR USE:**RESTRAINTS:**

DO NOT apply to waterlogged soils.

DO NOT apply if heavy rains or storms that are likely to cause runoff are forecast within 2 days of application.

CROP	WEEDS	RATE/HA
Wheat	Annual ryegrass (<i>Lolium rigidum</i>) suppression, including Group D resistant populations	2.5L
	Annual ryegrass (<i>Lolium rigidum</i>), Crassula, Red and white fumitory, Paradoxa grass (Canary grass), <i>Phalaris</i> spp., Sand fescue, soil surface Wild oats, Toad rush, Wireweed (Hogweed) Suppression of Brome grass, Deadnettle, Rough poppy and Yellow burr weed	2.5L plus 1.5L Apparent Trifluralin 480 Herbicide

**NOT TO BE USED FOR ANY PURPOSE, OR IN ANY MANNER CONTRARY TO THIS LABEL
UNLESS AUTHORISED UNDER APPROPRIATE LEGISLATION**

WITHHOLDING PERIODS**Wheat**

HARVEST: NOT REQUIRED WHEN USED AS DIRECTED

GRAZING: DO NOT GRAZE OR CUT FOR STOCK FOOD FOR 10 WEEKS AFTER APPLICATION

GENERAL INSTRUCTIONS

APPARENT Right Hook 800 EC Herbicide is a short residual, soil applied, pre-emergent herbicide that is absorbed by the roots and shoots (coleoptile) of germinating seedlings with inhibition of growth in the meristematic region.

Foliar uptake is possible but of lower effect. Upstream translocation in the plant occurs but movement in the phloem is very unlikely.

Best activity can be expected from applications before or shortly after the germination of target weeds.

APPARENT Right Hook 800 EC Herbicide should be applied to a moist smooth seedbed free of soil clods and emerged weeds. Efficacy may be reduced by improper incorporation, high levels of crop or trash residues, stones or foreign

Critical comments
<p>A standalone application of APPARENT Right Hook 800 EC Herbicide can control lower densities of annual ryegrass i.e. ≤ 100 ryegrass plants/m². Under heavier weed pressure, ryegrass emergence and panicle production will be suppressed but may not be adequately controlled. Apply pre-emergence using the incorporated by sowing (IBS) operation.</p> <p>Application should be made to a moist seedbed up to 7 days prior to sowing and sufficient rain to thoroughly wet the top 3 to 4cm of soil should occur within 10 days after spraying.</p> <p>Avoid soil throw into adjacent seeding rows or sites where furrow walls may collapse. Refer to crop tolerance, incorporation and tillage requirements under GENERAL INSTRUCTIONS.</p> <p>Application with Apparent Trifluralin 480 Herbicide has been shown to improve the ryegrass control of APPARENT Right Hook 800 EC Herbicide where trifluralin resistance is not dominant. This mixture is also recommended for control or suppression of additional weeds and/or where good soil moisture cannot be assured. Apply pre-emergence using the incorporated by sowing (IBS) operation.</p> <p>Observe the Apparent Trifluralin 480 Herbicide label guidelines for minimum tillage knife/blade point systems. Application should be made to a moist seedbed up to 24 hours prior to sowing and sufficient rain to thoroughly wet the top 3 to 4 cm of soil should occur within 10 days after spraying.</p> <p>Avoid soil throw into adjacent seeding rows or sites where furrow walls may collapse. Attention to sowing speed and soil throw is important to ensure crop safety.</p> <p>When applying APPARENT Right Hook 800 EC Herbicide with Apparent Trifluralin 480 Herbicide, there is a risk of crop injury.</p> <p>Always refer to use recommendations on Apparent Trifluralin 480 Herbicide label regarding soil type restrictions and incorporation timing and rate selection under different tillage systems. Refer to tank mixes, crop tolerance, incorporation and tillage requirements under GENERAL INSTRUCTIONS.</p>

matter and in areas of extremely high weed seed density such as header rows.

For optimal efficacy and crop safety avoid shallow seeding and ensure accurate seed placement that avoids placement of seed in the herbicide band.

Avoid water repellent soils, soils subject to waterlogging or where furrow walls are likely to collapse. Duration and effectiveness of weed control will depend on use rate, soil type and rainfall or irrigation after application.

Adequate rainfall should occur within 10 days of application, as this herbicide requires sufficient available soil moisture to ensure soil movement and uptake by emerging weeds.

Crop Tolerance: The selectivity of APPARENT Right Hook 800 EC Herbicide in cereals is a combination of

positional and physiological selectivity. Positional selectivity must be maintained by sowing at adequate depth below the herbicide band. The physiological selectivity of APPARENT Right Hook 800 EC Herbicide is given by the ability of cereals to metabolise the herbicide to inactive compounds more rapidly than susceptible weed species. Environmental factors such as rainfall events following application and soil type will influence product movement into the seed zone. Crop damage may result where tank mixed with other herbicides, heavy rainfall follows sowing, in the event of crop stresses including frost or in sandy soils with high leaching potential. Risk of crop damage may be exacerbated where varieties with short coleoptile length are planted in conjunction with the use of some fungicide seed treatments.

Incorporation and Tillage Requirements IBS with knife or blade points: Working speed should ensure adequate incorporation of product but avoid soil throw into the adjacent seeding row. Use of press wheels will minimise potential for herbicide to be dragged back into seeding rows. Weed control may be reduced in seeding rows as a result of concentration of herbicide in crop inter-rows. A knife or blade point is defined as being <12 mm in width, having no wings, inverted T or blade and is generally on a minimum 200 mm row spacing.

Full disturbance or conventional cultivation, including trailing harrows/prickle chain: Care should be taken to ensure seed placement below the herbicide band as crop damage may result where seed is sown too shallow.

Consult Apparent Trifluralin 480 Herbicide label for tank mix rate selection. When applying standalone, APPARENT Right Hook 800 EC Herbicide must be incorporated into the soil using the IBS operation within 7 days of application. When used in a tank mix with trifluralin, apply within 24 hours of sowing and mechanically incorporated using the IBS operation.

Mixing

APPARENT Right Hook 800 EC Herbicide is an emulsifiable concentrate that mixes readily with water. Fill the spray tank to one quarter full. Add APPARENT Right Hook 800 EC Herbicide and continue adding water to make up to the final spray volume.

Agitate while mixing and spraying. When tank mixing, wettable powder or water dispersible granule formulations should be added to the tank first followed by suspension concentrates (flowables), water soluble salts then APPARENT Right Hook 800 EC Herbicide or other emulsifiable concentrate formulations. Maintain thorough agitation during mixing and application. Agitate tank mixes vigorously if allowed to stand.

Note: Tank mix spray solutions should NOT be left standing in the vat overnight.

Compatibility

As formulations of other manufacturer's products are beyond the control of AIRR APPARENT Pty Ltd and water quality varies with location, all mixtures should be tested prior to mixing commercial quantities. For more information, please contact your local representative.

ALWAYS REVIEW LABEL GUIDELINES FOR THE TANK MIX PARTNER PRIOR TO APPLYING WITH APPARENT Right Hook 800 EC Herbicide.

Application

Apply by ground rig only in a minimum of 50L water/ha. Water rate selection should be based on soil type and stubble load. Stubble loads above 40 to 50% ground coverage can reduce weed control below acceptable levels. Water volumes greater than 70L/ha are recommended in order to reduce the impact of stubble in direct drill or minimum tillage systems. Use a nozzle delivering spray quality in the medium to very coarse spray range. DO NOT apply by air.

Tank Mixes

Tank mixtures of APPARENT Right Hook 800 EC Herbicide with Apparent Trifluralin 480 Herbicide are recommended where annual ryegrass control is required and/or for control of additional weed species not controlled by a standalone application of APPARENT Right Hook 800 EC Herbicide.

Application of APPARENT Right Hook 800 EC Herbicide with Apparent Trifluralin 480 Herbicide for annual ryegrass may not effectively control high densities of Group C resistant populations nor delay the development of herbicide resistance.

Tank mixing of herbicides is only effective in managing resistance where a lethal dose rate of each herbicide is applied.

RESISTANT WEEDS WARNING

GROUP 15 HERBICIDE

APPARENT Right Hook 800 EC Herbicide is a member of the thiocarbamates group of herbicides. This product has the inhibitors fat synthesis mode of action. For weed resistance management, this product is a Group 15 herbicide. Some naturally occurring weed biotypes resistant to this product and other Group 15 herbicides may exist through normal genetic variability in any weed population. The resistant individuals can eventually dominate the weed population if these herbicides are used repeatedly. These resistant weeds will not be controlled by this product or other Group 15 herbicides. Since the occurrence of resistant weeds is difficult to detect prior to use, AIRR APPARENT Pty Ltd accepts no liability for any losses that may result from the failure of this product to control resistant weeds.

Resistance Management Large numbers of healthy surviving weeds can be an indication that resistance is developing. Efforts should be made to prevent seed set of the surviving weeds.

DO NOT make more than 1 application of a Group 15 herbicide with the inhibition of fat synthesis mode of action to a crop in the same season.

If the user suspects that the target weed population is resistant to herbicides with this mode of action, APPARENT Right Hook 800 EC Herbicide or other Group 15 herbicides should not be used. Strategies to minimise the risk of herbicide resistance are available. The above recommendations should be incorporated into an Integrated Weed Management (IWM) Program that uses a diverse range of options to manage grass weeds and avoids over reliance on any one method of control. Advice as to strategies and alternative treatments that can be used should be obtained from your local supplier, consultant, local Department of Agriculture, Primary Industries Department or AIRR APPARENT representative.

Precautions

Re-entry Period: DO NOT allow entry into treated areas until the spray has dried unless wearing cotton overalls (or equivalent clothing) and chemical resistant gloves. Clothing must be laundered after each day's use.

PROTECTION OF CROPS, NATIVE AND OTHER NON-TARGET PLANTS

DO NOT sow susceptible crops within 9 months of herbicide application. DO NOT apply under weather conditions, or from spraying equipment, that may cause spray to drift onto nearby susceptible plants/crops, cropping lands or pastures. DO NOT allow spray to drift onto adjacent fallow land. DO NOT apply on or near shrubs, trees, lawns or crops other than wheat. DO NOT drain or flush equipment on or near desirable trees or other plants, where their roots may extend, or in situations where by movement of soil or by seepage absorption of the herbicide may occur.

PROTECTION OF WILDLIFE, FISH, CRUSTACEANS AND ENVIRONMENT

HIGHLY TOXIC TO AQUATIC ORGANISMS. DO NOT contaminate streams, rivers or waterways with the chemical or

used containers. DO NOT apply under meteorological conditions or from spraying equipment which could be expected to cause spray to drift onto adjacent areas, particularly wetlands, waterbodies or watercourses.

STORAGE AND DISPOSAL

Store in the closed, original container in a cool, well ventilated area. DO NOT store for prolonged periods in direct sunlight. Triple or preferably pressure rinse containers before disposal. Add rinsings to spray tank. DO NOT dispose of undiluted chemicals on site. If recycling, replace cap and return clean containers to recycler or designated collection point. If not recycling, break, crush or puncture and deliver empty packaging to an approved waste management facility. If an approved waste management facility is not available, bury the empty packaging 500mm below the surface in a disposal pit specifically marked and set up for this purpose, clear of waterways, desirable vegetation and tree roots, in compliance with relevant local, state or territory government regulations. DO NOT burn empty containers or product.

Returnable containers: Empty contents fully into application equipment. Close all valves and return to point of supply for refill or storage.

SAFETY DIRECTIONS

Will irritate the eyes and skin. Repeated exposure may cause allergic disorders. Sensitive workers should use protective clothing. Avoid contact with eyes and skin. When opening the container and preparing the product for use and using the prepared spray, wear cotton overalls buttoned to the neck and wrist (or equivalent clothing) and a hat, elbow-length chemical resistant gloves, goggles and a disposable mist face mask covering mouth and nose. If product on skin, immediately wash area with soap and water. If product in eyes, wash it out immediately with water. Wash hands after use. After each day's use, wash gloves and face shield or goggles and contaminated clothing.

FIRST AID

If poisoning occurs, contact a doctor or Poisons Information Centre. Phone Australia 131126; New Zealand 0800 764 766.

SAFETY DATA SHEET

Additional information is listed in the safety data sheet (SDS). A safety data sheet for APPARENT Right Hook 800 EC Herbicide is available from AIRR APPARENT Pty Ltd on request.

CONDITIONS OF SALE:

AIRR Apparent Pty Ltd shall not be liable for any loss injury damage or death whether consequential or otherwise whatsoever or howsoever arising whether through negligence or otherwise in connection with the sale supply use or application of this product. The supply of this product is on the express condition that the purchaser does not rely on Apparent's skill or judgment in purchasing or using the same and every person dealing with this product does so at his own risk absolutely. No representative of AIRR Apparent Pty Ltd has any authority to add to or alter these conditions.